



Smart Security Checklist for Seniors

Empowering independence with smart home peace of mind.

Large-print | Easy-to-follow | Caregiver-friendly

Daily Smart Safety Routine

- ☐ **Lock Check:** Ensure all exterior doors are locked using smart locks or physical keys
 - ☐ **System Arm:** Activate your smart security system using your voice assistant, mobile app, or control panel
 - ☐ **Camera Review:** Check doorbell and perimeter camera feeds for any activity alerts
 - ☐ **Activity Alerts:** Review motion or security notifications from your app or smart display
 - ☐ **Family Notification:** Confirm your caregiver or loved one has access to emergency alerts
-

Weekly Safety Maintenance

- ☐ **Test Devices:** Confirm your smart doorbell camera, sensors, and alarms are working properly
- ☐ **Battery Check:** Recharge or replace batteries in sensors, cameras, and smart locks
- ☐ **System Updates:** Check for firmware updates through your security app or smart hub
- ☐ **Backup Access:** Verify backup contacts can still access the system remotely
- ☐ **Review History:** Scan weekly logs for any unusual entries or false alarms



Smart Setup Best Practices

- ☒ **Install Smart Locks** on all main doors, with PIN or biometric access
 - ☒ **Position Cameras** at all entry points, including garage and side gates
 - ☒ **Use Automation:** Set lights to turn on at sunset and off at bedtime
 - ☒ **Voice Commands:** Set up routines like “Goodnight” to lock doors and arm systems
 - ☒ **Geo-Fencing:** Enable automatic arm/disarm when you leave or return home
-

Emergency Information Sheet

Fill this out and post it in a visible location, like on the refrigerator or inside your front door cabinet.

Primary Contact

Name: _____

Phone: _____

Backup Contact

Name: _____

Phone: _____

Doctor / Medical Provider

Name: _____

Phone: _____






Your Address: _____

Wi-Fi Network Name: _____

Wi-Fi Password: _____



Bonus Tips for Smart Seniors

-  Use voice assistants like “Alexa” or “Hey Google” to check lock status
 -  Reset your smart lock and Wi-Fi passwords every 6–12 months
 -  Share access with trusted family using the app’s caregiver mode
 -  Enable audible alerts for doors or windows that open unexpectedly
 -  Look for products with **24/7 support** or caregiver hotline access
-

Designed For:

- **Nancy** (Independent Retiree): Easy routines for security and peace of mind
 - **George** (Budget-Conscious): Simple actions, no-nonsense setup
 - **Susan** (Health-Focused): Integrated wellness + security features
 - **Bill & Linda** (Tech-Savvy Couple): Automations for convenience and safety
-